





Karen Massyn



# Creative Lesson Presentation



# A Journey





# Making Sunday the best hour in every child's life

Sue Miller

**KIDS**ROC



# We believe in:

- Age Relevant Celebration Services
- Interactive Experiential Education through:
  - **Groups** (*Small Groups*) **to build relationships**
  - **Gatherings** (*Large Groups*) **for corporate Worship**
- **Teamwork**, divides the task & multiplies the success.



TO TEACH IS  
TO PUT INTO,  
TO EDUCATE  
IS TO DRAW  
OUT FROM.



---



# God, their teacher!

“Don’t let people do that to you, put you on a pedestal like that. **You all have a single Teacher**, and you are all classmates. Don’t set people up as experts over your life, letting them tell you what to do. **Save that authority for God.**”

Matthew 23:8-9 MSG







# The non-negotiables in lesson presentation!

We do!

**KIDS**ROC

# Who is the fastest?

Each team has five minutes to list 5 non-negotiables in lesson preparation.





# FOUR STEPS TO BEING A PRO-PRESENTER

- 1) Know Your Child.
- 2) Know your content.
- 3) Present in teams.
- 4) Preparation is key.



# Know your child

---

- Age Relevance
- Learning Preferences
- Sensory Engagement
- Needs Assessment
- Holistic Ministry



# Know your content

---

- Read, Re-Read, Research.
- Determine the outcome.
- Decide on a storytelling technique.
- Write your script.
- Practice.



# Teamwork

---

- Recognize other's strengths .
- Discuss & Plan.
- Who will do what?
- Sensory Aids.



# Be Prepared



---

- Pray.
- Pull-up your Runsheet/PPT.
- Think of the individual children.
- Read the energy in the room.
- Have fun.



Gage yourself!

Am I Prepared? Self-Assessment



# 5 Tips for Preparation

---

1. Context
2. Research
3. Age relevance
4. Sensory Aids
5. Variety



# Keys to Good Storytelling

---

1. Create your storyline.
2. Be expressive.
3. Use your voice.
4. Get them laughing.
5. Get children involved.






# YOUR STORY

Application – Making it real!


**KIDS**ROC

A close-up photograph of a woman with dark, braided hair kissing a young child on the cheek. The child has curly hair and is smiling. The woman is wearing a yellow top. The background is a plain, light-colored wall. The image has a soft, slightly blurred quality.

First, I loved my Teacher  
Then I loved my teacher's bible  
then I loved my teacher's God!

# Be led by the Holy Spirit

- Be sensitive to the Holy Spirit.
- Listen to Him during your lesson.
- Your personal relationship with GOD is important.





# Children will grow according to our expectations!

What do you Expect?





Scan and  
complete, to  
receive free  
Presentation  
Booklet!